

Texas Tech Track and Field Indoor Open
Meet Information
Friday (January 20th) & Saturday (January 21st), 2012

Fees

\$300 per team per gender.

CASH OR CHECK ONLY-NO PURCHASE ORDERS

\$5 For Unattached athletes

UNATTACHED ATHLETES MUST PAY ONLINE!

Fees are based on INITIAL entries and are NON REFUNDABLE.

Entry Submission

Entries will be submitted on line at www.directathletics.com. You will need to create a username and password, if you do not already have one. **We request that you enter a maximum of TWO 4 x 400m relay team per gender.**

PLEASE NOTE: According to the NCAA Rulebook (Rules 3-3.2, 4-2.3) the intentional misreporting marks for entry purposes is now considered misconduct & could result in penalties from the NCAA. We are asking that you enter with **PROJECTED** marks you expect your athletes will be able to achieve this weekend. Heats & flights will be seeded at the discretion of the meet director.

Entry Deadline

Noon on Wednesday, January 18, 2012. There will be NO additions after this point. Only scratches will be allowed. Scratches can be made at the direct athletics website up to the deadline, and can be emailed to diane.wholey@ttu.edu after the deadline. **PLEASE BRING A RECEIPT CONFIRMING YOUR ENTRIES**

Heat Sheets

Heat Sheets will be emailed to all coaches and athletes submitting an email address when entering on direct athletics. The heat sheets will be sent ASAP. Coaches are urged to review the heat sheets and email corrections to diane.wholey@ttu.edu.

Spike Length

The use of 1/4"/6mm pyramid spikes [M-F brand, not UCS 7mm or needle tipped pyramid spikes] will be strictly enforced. **Absolutely NO Christmas tree, blunt or Needle spikes allowed. Shoes that have permanent spikes that do not meet the requirements in type or length will not be allowed.** Athletes will be required to provide their spikes for inspection to enter the facility (NE doors, lower level) & in the clerk's area. Approved spikes will be tagged. The rationale that they are the only spikes an athlete has WILL NOT be justification for being able to compete in them on our track. **You may purchase spikes at the packet pick-up table if you do not have spikes of the appropriate length & type.**

Implement Weigh In

Approximately one hour prior to the start of the event.

Opening Heights & Minimum Marks:

W's PV: 10'6"; M's PV: 14'0"; W's HJ: 5'1"; M's HJ: 6'2"; W's LJ: 17'0"; M's LJ: 21'0"; W's TJ: 35'0"; M's TJ: 44'0"; W's SP & WT: 35'0"; M's SP & WT: 40'0"

Awards

A T-Shirt will be given to the WINNER of each event.

Meet Schedule

The schedule attached is tentative and may be revised at any time by the Texas Tech Track and Field staff.

Time Schedule - Tentative -Will be updated

Friday, January 20, 2012

Running Events:

6:00 PM	DMR	Women
	DMR	Men
	1000m	Women
	1000m	Men
	600y	Women
	600y	Men
	200m	Women
	200m	Men
	5000m	Women
	5000m	Men

Field Events:

5:00 PM	Weight Throw	Women, Men to follow
	High Jump	Women, Men to follow
	Long Jump	Men & Women (2 pits)

Time Schedule - Tentative -Will be updated

Saturday, January 21, 2012

Field Events:

10:00 AM	Triple Jump	Women, Men to follow
10:00 AM	Shot Put	Men, Women to follow (both genders may be divided into A & B sections)
9:00 AM	Pole Vault	4 sections in the following order: Women's B; Men's B; Women's A; Men's A

Running Events:

Running Events will follow a ROLLING SCHEDULE

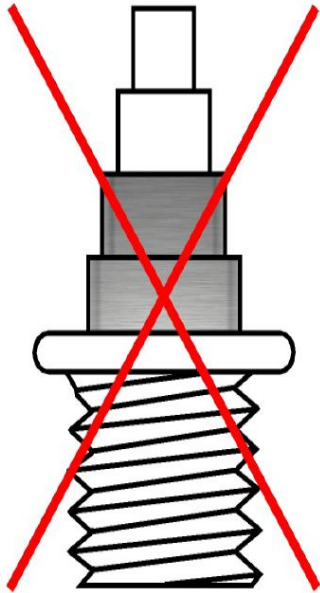
Lower Level:

11:00 AM	55m Hurdles	Preliminary	Women
	55m Hurdles	Preliminary	Men
	55m Dash	Preliminary	Women
	55m Dash	Preliminary	Men
	55m Hurdles	Final	Women [consolation final followed by final of top 8 times]
	55m Hurdles	Final	Men [consolation final followed by final of top 8 times]
	55m Dash	Final	Women [consolation final followed by final of top 8 times]
	55m Dash	Final	Men [consolation final followed by final of top 8 times]

Upper Level: ALL FINALS HEATS AGAINST TIME

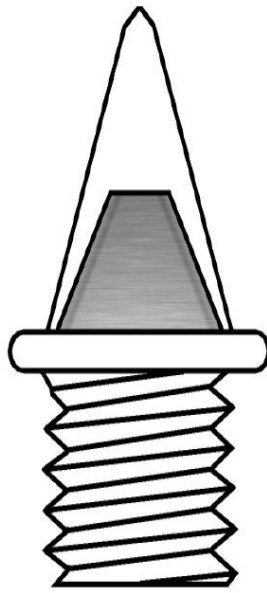
12:30 PM	Mile	Women
	Mile	Men
	400 meters	Women
	400 meters	Men
	800 meters	Women
	800 meters	Men
	3000 meters	Women
	3000 meters	Men
	4 x 400 meters	Women
	4 x 400 meters	Men

Races on the lower & upper levels will run simultaneously




NO

**Christmas
Tree Spike
Pins**



1/4"

**Pyramid
"Cone Shape"
Only**



NO

**Needle
Spike
Pins**



How to Submit Entries - Track & Field

STEP 1 - ACCESSING YOUR DIRECTATHLETICS ACCOUNT

Each coach must have a DirectAthletics username and password for his/her team. If you don't know your username and password, click [HERE](#). You will use the same account to enter all meets run through DirectAthletics.

****NOTE ABOUT MEN'S AND WOMEN'S ACCOUNTS:** You control only one gender at a time, so you will complete the below steps for your Men, and then switch to your Women's team and repeat the process (or vice versa). The team you are controlling is listed on the blue navigation bar across the top of your account, for example:

Sport: Track & Field **Team:** Guilford (M)

This indicates that you are controlling the Guilford MEN'S team (M=MEN). To switch to your Women's team, you would select "Guilford (W)".

STEP 2--SETTING UP YOUR ONLINE ROSTER

Before entering an athlete into a meet, you must add all attending athletes to your roster. If an athlete is already on your roster (from previous seasons or meets) you do not need to add him/her again.

- 1) Upon logging in, click the TEAM tab. (New users will automatically be in the TEAM module)
- 2) If you have used DirectAthletics before, you will see your existing athletes on your roster. New Users should click the green "Add Athletes" link.
- 3) Click the green "Add Athletes" link under the Team Roster header. Select an approximate number of athletes you would like to add (you can add more at any time).
- 4) Enter your athletes' First Name, Last Name, and School Year and click "Submit".
- 5) You may add, edit or delete athletes on your Team Roster at anytime by clicking the TEAM tab. To add athletes, click the green "Add Athletes" link at any time. To delete or edit athletes, check the box to the left of each athlete(s) and then click the red "Delete Selected" link or the blue "Edit Selected" link respectively.

STEP 3--SUBMITTING ONLINE MEET ENTRIES

Once your athletes are added to your roster, you must submit your entries.

- 1) In the HOME tab (under Upcoming Meets) or in the SCHEDULE tab, click the green Register button next to the meet you wish to enter.
- 2) If prompted, choose an entry method. We HIGHLY Recommend using the NEW, "Enter by Athlete" method.
- 3) Follow onscreen instructions for submitting your entries. You will see a running tally of your entries on the right side of your screen.
- 4) When you are finished with your entries, click the "Finish" link.
- 5) You will see a list of your current, submitted entries. Click the appropriate link to receive an EMAIL confirmation or a PRINTABLE confirmation.
- 6) To edit your existing entries, click the blue Edit Entries button next to the meet name on your Upcoming Meets or complete Schedule.